

SWITCHES

STANDARD FAMILY CODE LTXS 900 1NO 2kV

Family Type	LTXS 900
Number / Type of Poles	1 / NO
Mounting Position	Horizontal - Vertical ¹
Control Voltage Rating Uc (DC) [V]	24 - 36 - 48 - 72 - 110 ¹
Auxiliary Contact Blocks	2 x (1 NO + 1 NC)
Block Type	PBX
Arc-chute Material	Ceramic
Main Contacts Tips Material	S6
Arcing Contacts Tips Material	-
Electric Diagram	SC27535
Layout Drawing	D53532

¹ To be specified in order phase.



MICROELETTRICA

Description

Contactor with single interruption in air, electromagnetic control by booster power save system. Single state functioning. Reference standard IEC 60077, IEC 60947 and IEC 61992.

Aux contacts available in all feasible position (a0, b0 and a1, b1).

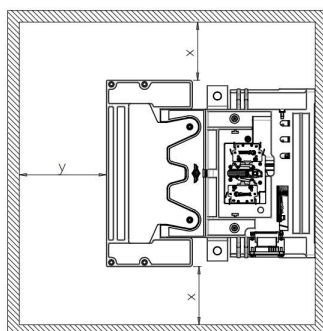
Insulation Characteristics		
Rated Operational Voltage (AC / DC)	[V]	1800
Max Operational Voltage (AC / DC)	[V]	2000
Rated Insulation Voltage OV4/PD3A	[V]	3700
Rated Insulation Voltage OV3/PD3	[V]	4800
Rated Impulse Voltage	[kV]	30
Rated Power Frequency Withstand Voltage (50 Hz for 60 s)		
Between HV to LV Circuit + Earth	[V]	11600
Between Open Contacts	[V]	9200
Between Each Pole (if more than 1)	[V]	-
Between LV Circuit and Earth	[V]	1500
Minimum Clearance Distance between Open Contacts	[mm]	65
Minimum Clearance Distance between Power Circuit to Earth	[mm]	40
Minimum Creepage Distance between Power Circuit to Earth	[mm]	80
Comparative Tracking Index (CTI) (IEC 60112)	[V]	600
Electrical Characteristics		
Conventional Free Air Thermal Current at 40 °C ²	[A]	1050
Conventional Free Air Thermal Current at 75 °C ²	[A]	900
DC - Rated Operational Current (τ = 15 ms)		
1800 V	[A]	1000
DC - Maximum Breaking Capacity (τ = 15 ms)		
1800 V	[A]	1800
AC - Maximum Breaking Capacity (cosφ = 0,8; 50 Hz)		
1800 V	[A]	2000
Component Category / Operational Frequency Class		A2 / C2
Rated Short Time Withstand Current	[kA]	12/10 (for 50/100 ms)
Critical Current Range	[A]	None ³
Fault Making Capacity	[kA]	12
Blow Out Circuit Type		Indirect Coil with permanent magnet

² Device cabled according IEC60947

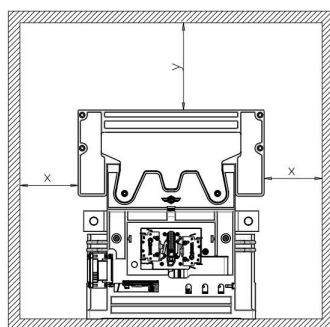
³ Tested according to IEC60077:2017

⁴ Other mounting positions not allowed, reduced distances should be approved by Microelettrica

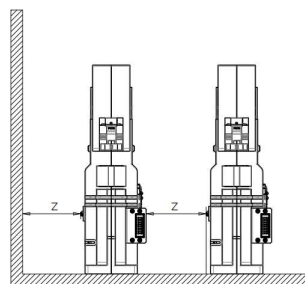
Minimum clearances [mm] from:				
Rated Operational Voltage		X	Y	Z
1800 V	Metal Parts	50	120	40
	Plastic Parts	30	50	30



VERTICAL
MOUNTING ⁴



HORIZONTAL
MOUNTING ⁴

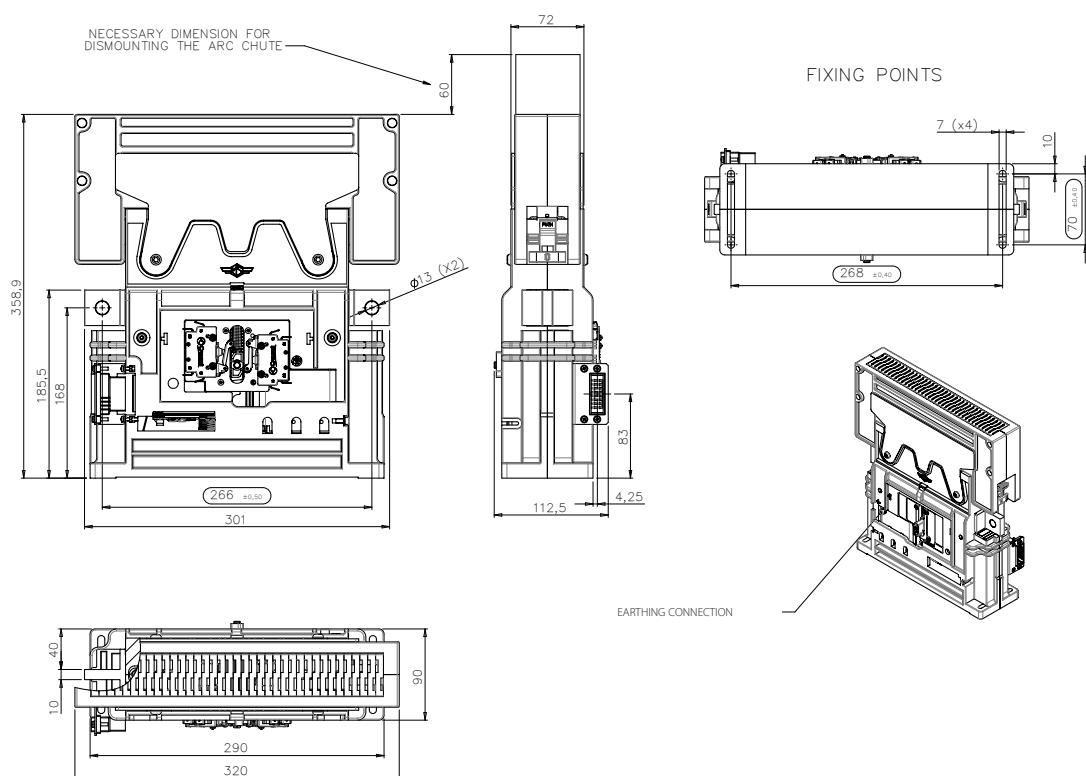


Mechanical Characteristics		
Mechanical Endurance	[cycles]	1,5 x 10 ⁶
Shock and Vibrations (IEC 61373)		Cat.1 - Class B
Weight	[kg]	11
Control Circuit		
Control Voltage Range	[V]	0.7U _c ÷ 1.25U _c
Power Consumption (U _c and T = 20 °C) at Pick Up - when Holding	[W]	120 - 12
Mechanical Operation Time (U _c and T = 20 °C) when Closing - Opening	[ms]	300 - 40
Time Constant (L/R) at Pick Up - when Holding	[ms]	100 - 100
Electrical Connections		AMP 178803-7 16 PINS
Auxiliary Contact		
Rated Operational Voltage (AC / DC)	[V]	250
Conventional Free Air Thermal Current at 40 °C	[A]	10
Tips Material		Silver Alloy (Optional: Golden Plated)
Minimum Let-through Current at 24 - 72 - 110 VDC ⁵	[mA]	20(10) - 15(7.5) - 10(5) ⁵
Electrical Connections		AMP 178803-7 16 PINS
Environmental Conditions		
Stock Temperature Range	[°C]	-50 ÷ +85
Operational Temperature Range up to 1000m	[°C]	T _x (-40 ÷ +75) ⁶
Operational Temperature Range up to 2000m	[°C]	T ₂ (-40 ÷ +65) ⁶
Max Altitude without Performance Derating	[m]	2000
Humidity	[m]	10 ÷ 95% RH ⁷

⁵ Reference Standard IEC 60947-5-4. Tested in a DRY and CLEAN condition with an LR load. The values with golden plated tips are indicated between brackets. For different working conditions, please contact Microelettrica

⁶ According to IEC 50125-1

⁷ According to IEC 92498-1



The technical specifications reported are not binding and they should be agreed in the contract.

For further technical information on our products visit www.microelettrica.com

Microelettrica Scientifica S.p.A.

20090 Buccinasco (MI) , Via Lucania 2, Italy

Tel.: +39 02 575731

E-mail: info@microelettrica.com

www.microelettrica.com



KNORR-BREMSE



NEW YORK AIR BRAKE



IFE



MERAK



MICROELETTRICA



SELECTRON



EVAC



ZELISKO



RAILSERVICES